

PARIS
3-DAY
ITINERARY



SUGGESTED ITINERARY



DAY 1

- 9 AM Visit the Eiffel Tower & Stroll along the Seine River
- 1 PM Explore the Louvre Museum
- 3 PM Walk through Tuileries Garden
- 6 PM Enjoy the view from Place de la Concorde

Tour Notre-Dame Cathedral (Dec 24)

Visit Sainte-Chapelle

Lunch in Latin Quarter

Explore Luxembourg Gardens


9 AM

11 AM

2 PM

4 PM

DAY 2



DAY 3

- 9 AM Visit Sacré-Cœur Basilica
- 11 AM Explore Montmartre neighbourhood
- 2 PM Shop along Champs-Élysées
- 4 PM View from Arc de Triomphe & Dinner in the 7th arrondissement

Take a boat cruise on the Seine River

Visit the Musée d'Orsay for impressionist art

Wander through the picturesque streets of Le Marais

Enjoy a picnic at Champ de Mars with a view of the Eiffel Tower

OTHER THINGS TO DO



ADD YOUR OWN ITINERARY

DAY 1

9 AM
1 PM
3 PM
6 PM

DAY 2

9 AM
11 AM
2 PM
4 PM

DAY 3

9 AM
11 AM
2 PM
4 PM

OTHER
THINGS
TO DO



TIPS BEFORE TRAVELLING



Learn basic French phrases: Polite greetings like "Bonjour" (Hello) and "Merci" (Thank you) are appreciated.

Buy museum tickets in advance: Skip queues by purchasing tickets online

Use public transportation: The metro is efficient and a great way to get around the city.

Be mindful of pickpockets: Keep your belongings secure, especially in crowded areas and tourist spots.



Wear comfortable shoes: You'll do a lot of walking, so good footwear is essential.

Check opening hours: Many museums and shops close on Mondays or Tuesdays, so plan accordingly.

Stay hydrated: Carry a reusable water bottle; there are many public fountains around the city.

Explore beyond the tourist spots: Discover charming neighbourhoods like Canal Saint-Martin and Belleville for a more local experience.






TOP 10 THINGS TO DO




1. Visit the Eiffel Tower
2. Explore the Louvre Museum
3. Stroll through Notre-Dame Cathedral
4. Wander Montmartre and see Sacré-Cœur
5. Cruise on the Seine River
6. Admire art at Musée d'Orsay
7. Walk along Champs-Élysées
8. Relax in Luxembourg Gardens
9. Tour Sainte-Chapelle
10. Discover Le Marais district





HISTORICAL SCENIC SPOTS



Palace of Versailles: A stunning royal château with expansive gardens, located just outside Paris

Les Invalides: A complex of buildings containing museums and monuments, including Napoleon's tomb



Panthéon: A neoclassical mausoleum in the Latin Quarter housing the remains of distinguished French citizens

NATURAL SCENIC SPOTS

Jardin des Tuileries: A beautiful garden located between the Louvre and Place de la Concorde, perfect for a leisurely stroll




Bois de Boulogne: A large public park offering lakes, gardens, and picnic areas, located on the western edge of Paris



Parc des Buttes-Chaumont: A picturesque park with cliffs, waterfalls, and stunning views of the city, situated in the 19th arrondissement





MUST TRY FRENCH FOODS



CROISSANT



COQ AU VIN




RATATOUILLE




CRÈME BRÛLÉE






BASIC FACTS



Paris, the capital city of France, is known as "The City of Light" and is one of the most visited cities in the world. Founded in the 3rd century BC, it has a rich history that includes being a major centre for art, fashion, and culture. The city is renowned for its iconic landmarks such as the Eiffel Tower, the Louvre Museum, and Notre-Dame Cathedral.




Paris is also famous for its charming neighbourhoods, historic architecture, and exquisite cuisine. The Seine River flows through the heart of the city, adding to its picturesque scenery. With a population of over 2 million people, Paris is not only a global tourist destination but also a vibrant, cosmopolitan metropolis.





FRENCH CULTURE

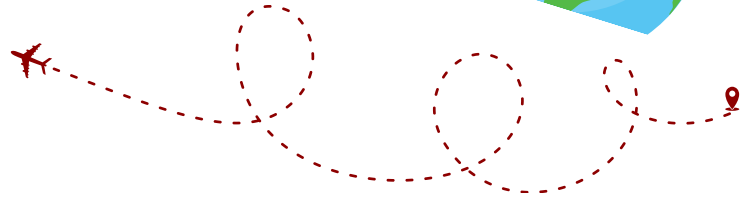
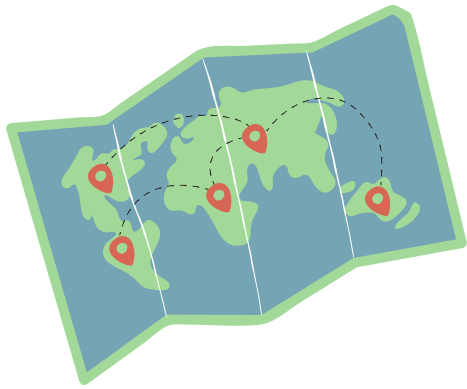


Parisian culture is a rich tapestry woven from art, fashion, history, and a passion for gastronomy. It's a city where strolls along the Seine are as cherished as visits to world-class museums like the Louvre and Musée d'Orsay. Parisians take pride in their stylish demeanour, café culture, and love for fine cuisine, from delicate pastries to gourmet meals. The city's charm lies in its blend of old-world elegance and modern creativity, making it a perennial magnet for lovers of art, romance, and the good life.



EMERGENCY CONTACT INFORMATION





THANK



YOU

NORTHERNWANDERERS.COM



Edit in Canva for free! or Print at home, use on mobile!

Here are the steps to edit a PDF in Canva:

1. **Log in to Canva:** Open Canva and log in to your account. If you don't have an account, you can create one for free.
2. **Upload the PDF:** Click on the "Create a design" button and select "Import file". Upload your PDF from your device.
3. **Open the PDF:** Once the PDF is uploaded, click on it to open it in Canva.
4. **Edit Text and Images:** Click on any text or image in the PDF to edit. You can change fonts, colors, sizes, and move elements around.
5. **Add New Elements:** Use the toolbar on the left to add new text boxes, images, shapes, or other elements.
6. **Save and Download:** Once you're done editing, click on the "Download" button at the top right. Choose your preferred file format (e.g., PDF, PNG, JPG) and download the edited file.
7. **Review Changes:** Open the downloaded file to ensure all edits are correct.

That's it! Your PDF is now edited and saved.